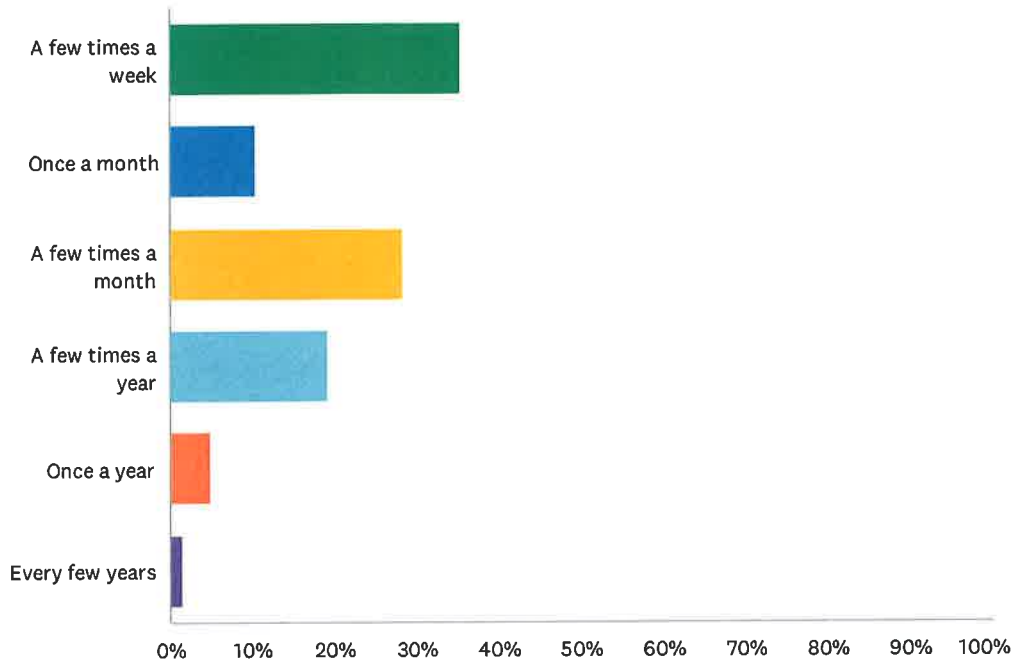


Q1 How often do you visit a Pennsylvania State Park?

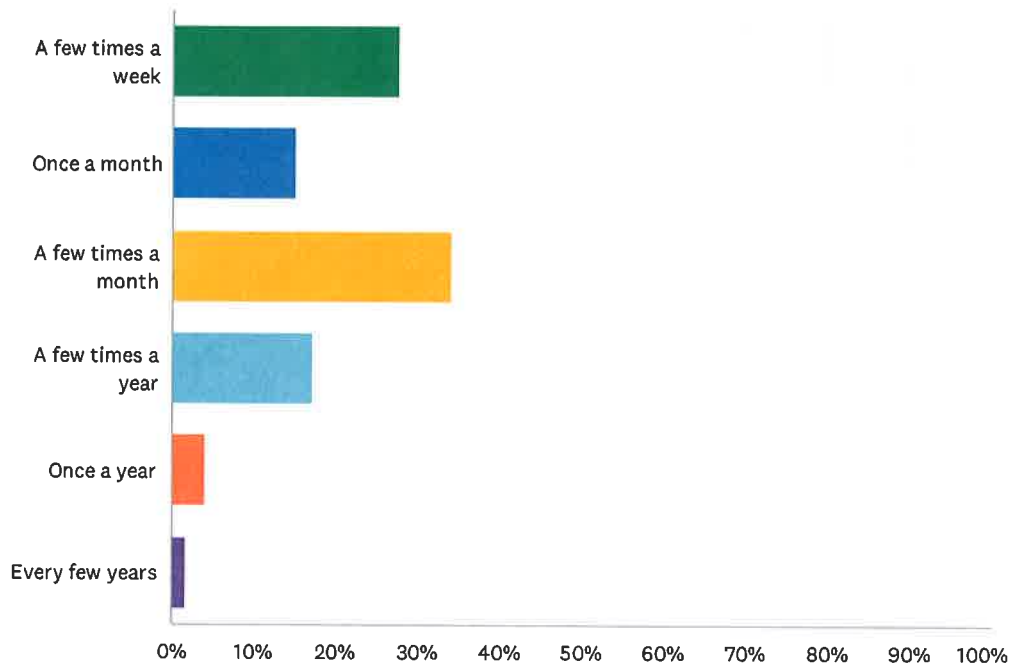
Answered: 401 Skipped: 0



ANSWER CHOICES	RESPONSES	
A few times a week	35.41%	142
Once a month	10.47%	42
A few times a month	28.43%	114
A few times a year	19.20%	77
Once a year	4.99%	20
Every few years	1.50%	6
TOTAL		401

Q2 How often do you envision visiting Big Elk Creek State Park?

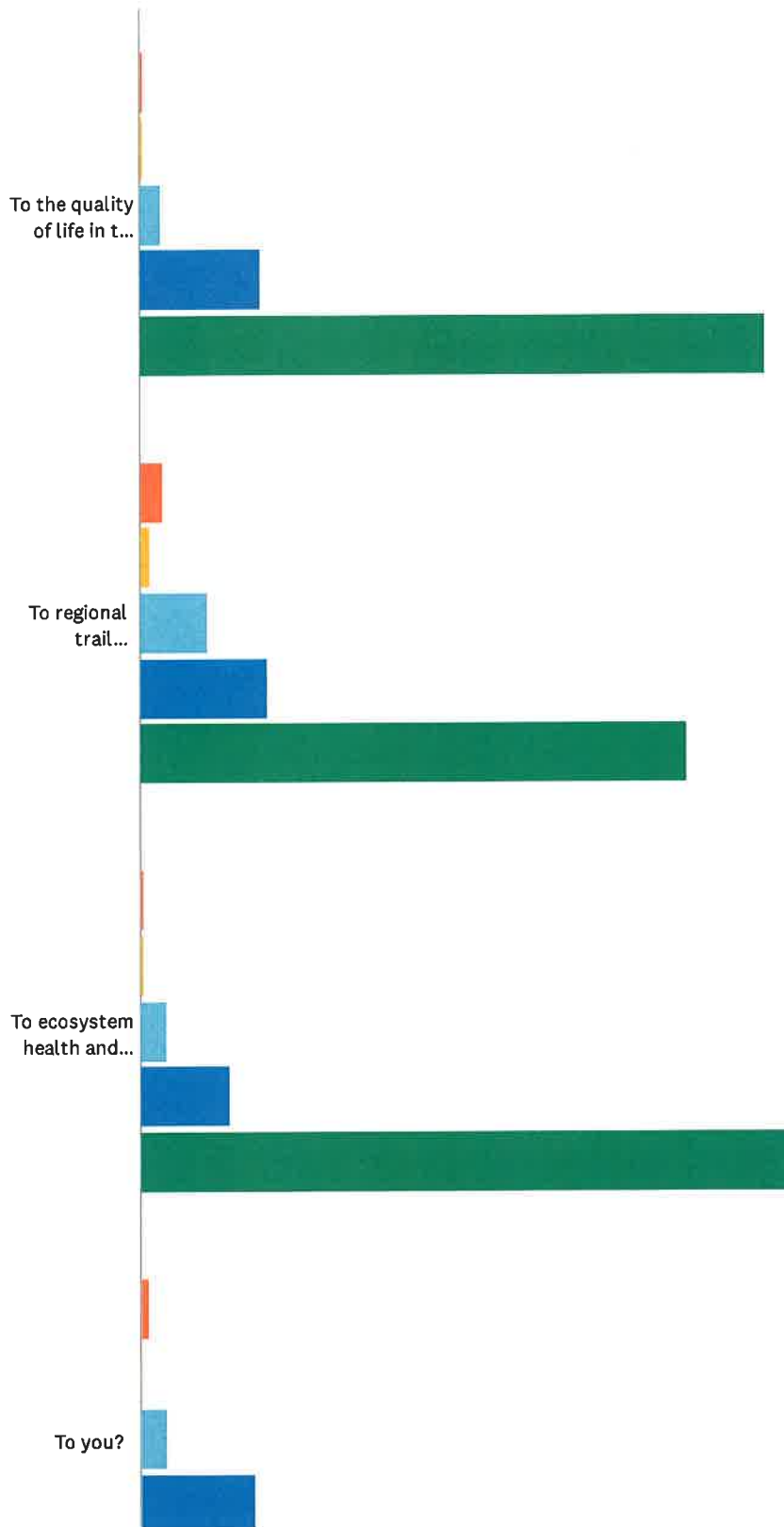
Answered: 401 Skipped: 0



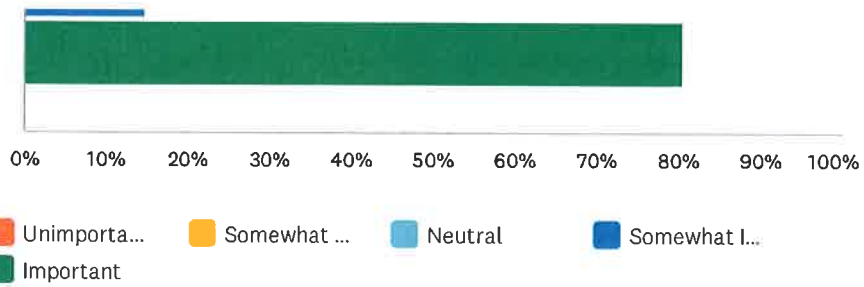
ANSWER CHOICES	RESPONSES	
A few times a week	27.68%	111
Once a month	15.21%	61
A few times a month	34.16%	137
A few times a year	17.21%	69
Once a year	3.99%	16
Every few years	1.75%	7
TOTAL		401

Q3 How important is Big Elk Creek State Park?

Answered: 401 Skipped: 0




Big Elk Creek State Park User Survey



	UNIMPORTANT	SOMEWHAT UNIMPORTANT	NEUTRAL	SOMEWHAT IMPORTANT	IMPORTANT	TOTAL	WEIGHTED AVERAGE
To the quality of life in the area?	0.50% 2	0.50% 2	2.74% 11	15.46% 62	80.80% 324	401	4.76
To regional trail connections?	2.99% 12	1.25% 5	8.73% 35	16.46% 66	70.57% 283	401	4.50
To ecosystem health and conservation?	0.50% 2	0.50% 2	3.51% 14	11.53% 46	83.96% 335	399	4.78
To you?	1.00% 4	0.25% 1	3.50% 14	14.75% 59	80.50% 322	400	4.74

Q4 In your mind, what natural element or feature most represents Big Elk Creek State Park?

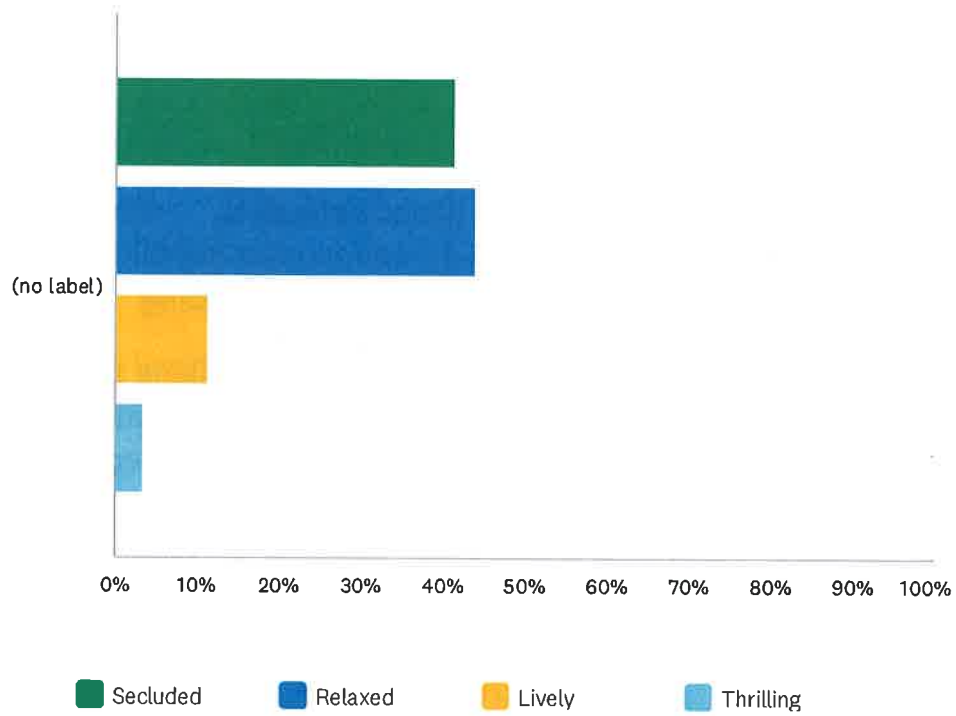
Answered: 401 Skipped: 0



Big Elk Creek State Park User Survey

Q5 What impression should Big Elk Creek State Park give visitors?

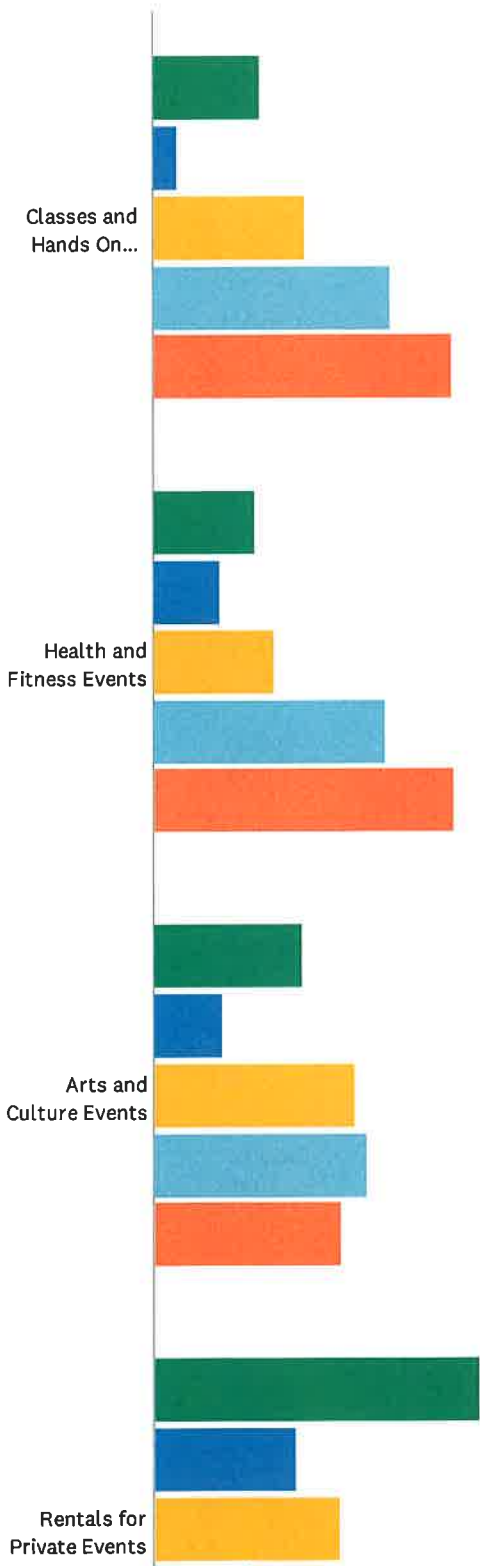
Answered: 401 Skipped: 0



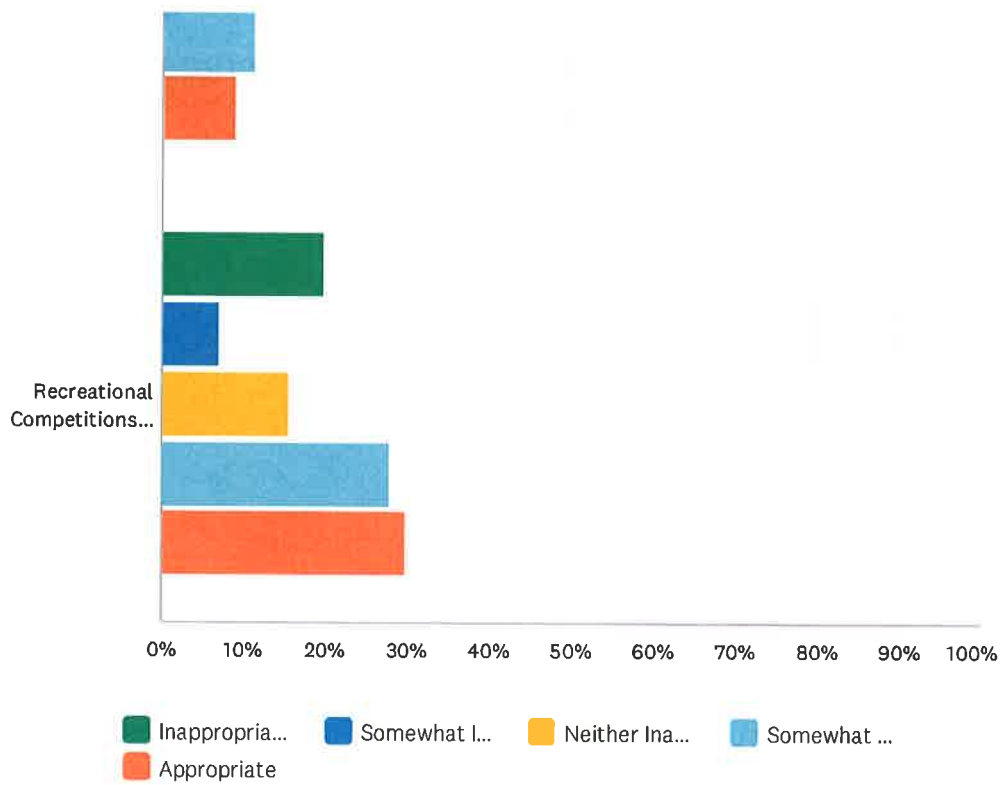
	SECLUDED	RELAXED	LIVELY	THRILLING	TOTAL	WEIGHTED AVERAGE
(no label)	41.40% 166	43.89% 176	11.22% 45	3.49% 14	401	1.77

Q6 What Events and Activities would be most appropriate to be held at Big Elk Creek State Park?

Answered: 401 Skipped: 0



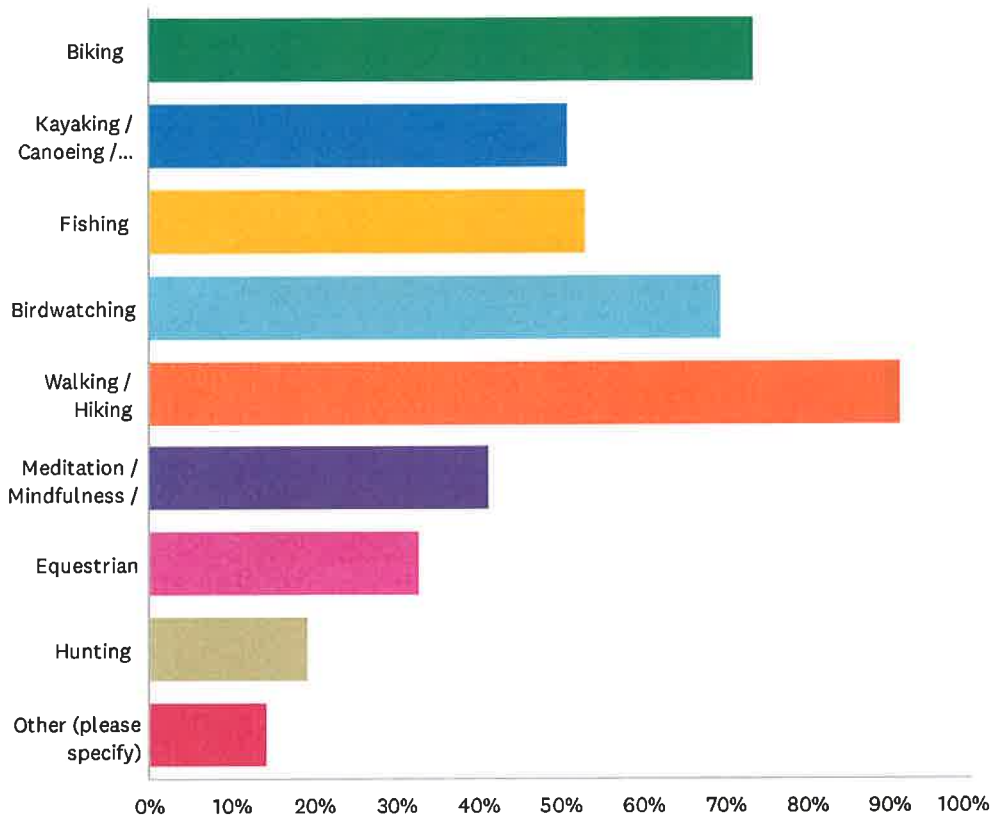
Big Elk Creek State Park User Survey



	INAPPROPRIATE	SOMEWHAT INAPPROPRIATE	NEITHER INAPPROPRIATE NOR APPROPRIATE	SOMEWHAT APPROPRIATE	APPROPRIATE	TOTAL	WEIGHTED AVERAGE
Classes and Hands On Activities	13.07% 52	3.02% 12	18.59% 74	28.89% 115	36.43% 145	398	
Health and Fitness Events	12.28% 49	8.02% 32	14.79% 59	28.32% 113	36.59% 146	399	
Arts and Culture Events	18.23% 72	8.35% 33	24.56% 97	26.08% 103	22.78% 90	395	
Rentals for Private Events	39.70% 158	17.34% 69	22.61% 90	11.31% 45	9.05% 36	398	
Recreational Competitions (triathlon, 5 or 10K races, etc)	19.75% 79	7.00% 28	15.50% 62	28.00% 112	29.75% 119	400	

Q7 What recreational pursuits would you like to see available at Big Elk Creek State Park? (check all that apply)

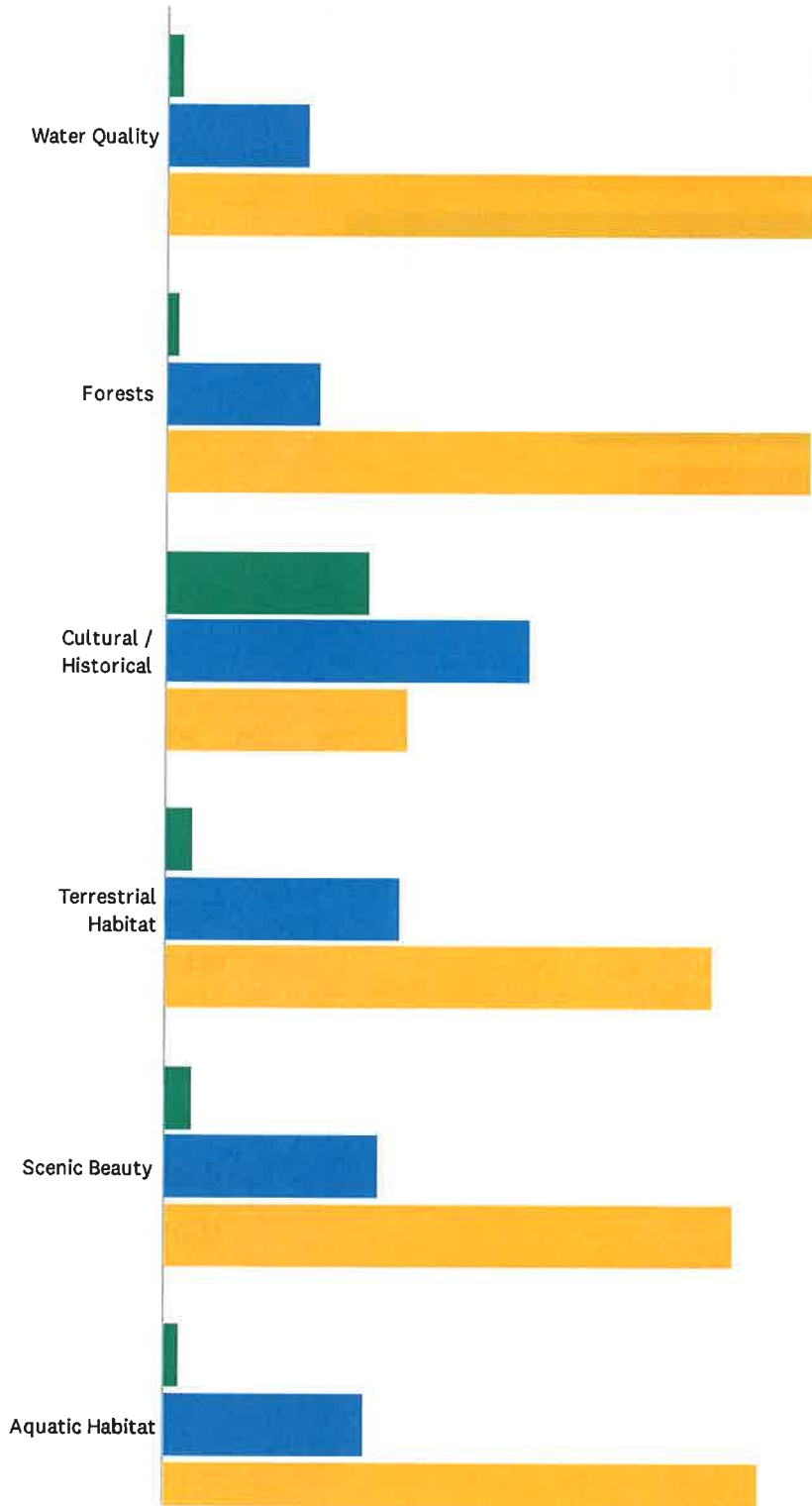
Answered: 401 Skipped: 0



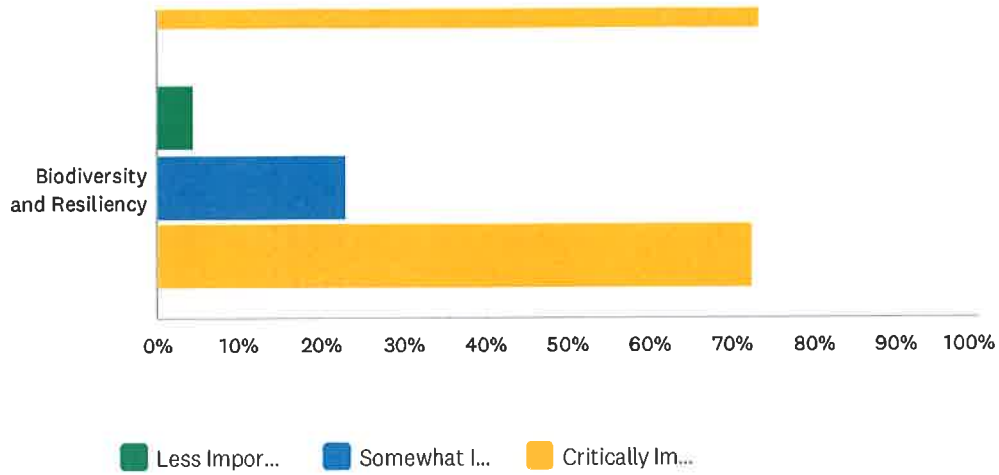
ANSWER CHOICES	RESPONSES	
Biking	73.57%	295
Kayaking / Canoeing / Paddle Boarding	50.87%	204
Fishing	53.12%	213
Birdwatching	69.58%	279
Walking / Hiking	91.52%	367
Meditation / Mindfulness /	41.40%	166
Equestrian	32.92%	132
Hunting	19.20%	77
Other (please specify)	14.21%	57
Total Respondents: 401		

Q8 State Parks engage in a wide range of conservation and restoration work. What features within Big Elk Creek State Park are most in need of conservation or restoration efforts?

Answered: 401 Skipped: 0



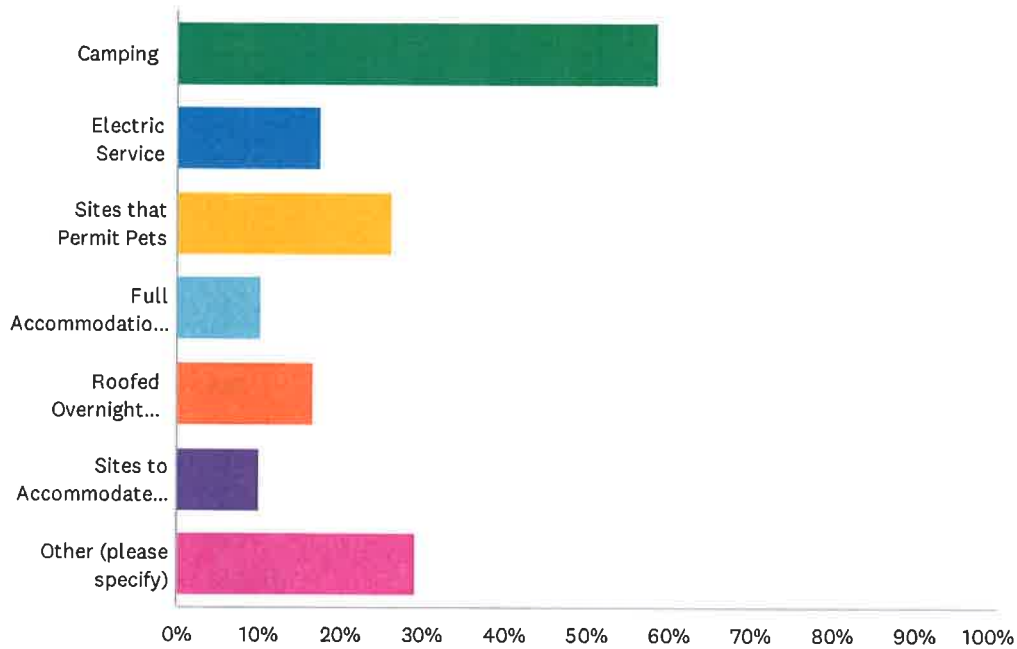
Big Elk Creek State Park User Survey



	LESS IMPORTANT	SOMEWHAT IMPORTANT	CRITICALLY IMPORTANT	TOTAL	WEIGHTED AVERAGE
Water Quality	2.00% 8	17.46% 70	80.55% 323	401	1.79
Forests	1.50% 6	18.95% 76	79.55% 319	401	1.78
Cultural / Historical	25.19% 101	44.89% 180	29.93% 120	401	1.05
Terrestrial Habitat	3.49% 14	28.93% 116	67.58% 271	401	1.64
Scenic Beauty	3.49% 14	26.43% 106	70.07% 281	401	1.67
Aquatic Habitat	2.00% 8	24.69% 99	73.32% 294	401	1.71
Biodiversity and Resiliency	4.49% 18	22.94% 92	72.57% 291	401	1.68

Q9 If overnight accommodations were available at Big Elk Creek State Park, which would you like to see? (Check all that apply)

Answered: 401 Skipped: 0

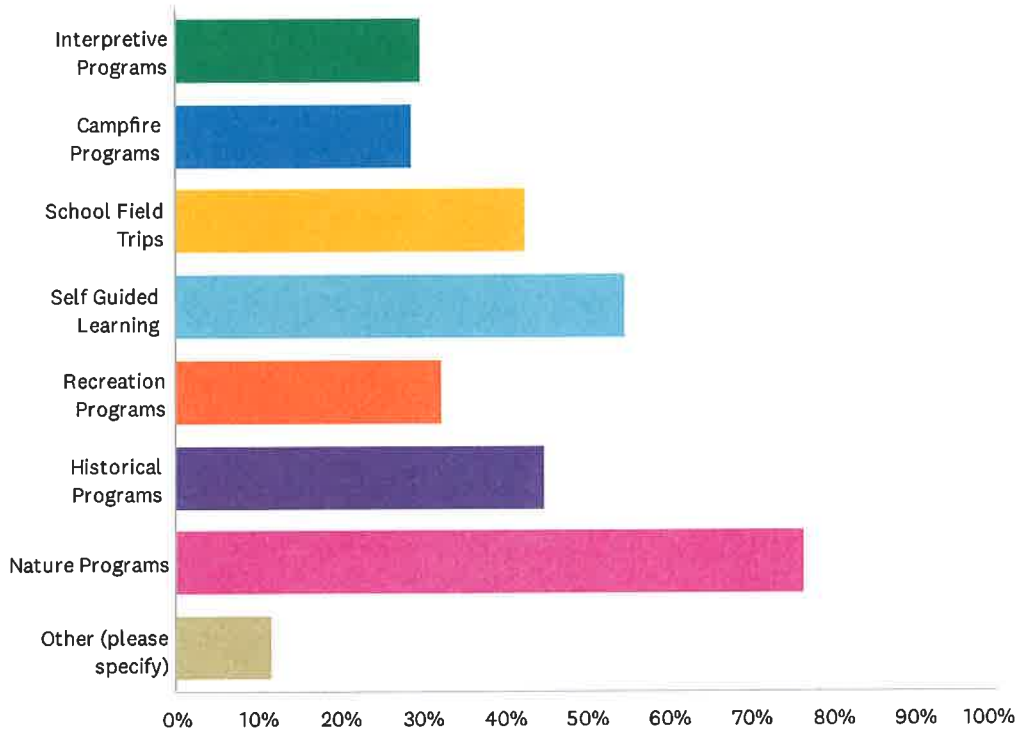


ANSWER CHOICES	RESPONSES	
Camping	58.60%	235
Electric Service	17.46%	70
Sites that Permit Pets	26.18%	105
Full Accommodations (water / sewer / electric)	10.22%	41
Roofed Overnight (cabins, cottages, yurts, etc)	16.71%	67
Sites to Accommodate Groups	9.98%	40
Other (please specify)	29.18%	117
Total Respondents: 401		

Big Elk Creek State Park User Survey

Q10 What types of outdoor educational programming would you like to see available? (check all that apply)

Answered: 401 Skipped: 0



ANSWER CHOICES	RESPONSES	
Interpretive Programs	29.93%	120
Campfire Programs	28.68%	115
School Field Trips	42.64%	171
Self Guided Learning	54.86%	220
Recreation Programs	32.42%	130
Historical Programs	44.89%	180
Nature Programs	76.56%	307
Other (please specify)	11.72%	47
Total Respondents: 401		